


DEEP BLUE 4.0

Mono

580W n-type Bifacial Double Glass
High Efficiency Mono Module
JAM72D40 555-580/GB Series

Introduction

Power by the latest MBB n-type solar cell, half-cell configuration and gapless ribbon connection technology, these modules have higher output power, lower LID, better weak illumination response, and better temperature coefficient.



Higher power generation
better LCOE



n-type with very Lower LID



Better weak illumination response



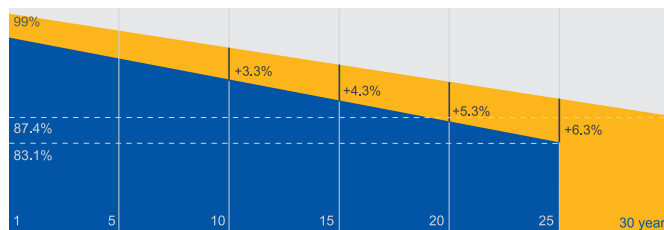
Better Temperature Coefficient

Superior Warranty

- 12-year product warranty
- 30-year linear power output warranty

1% 1st-year Degradation

0.4% Annual Degradation
Over 30 years



■ n-type Bifacial Double Glass Module Linear Performance Warranty

■ Standard Module Linear Performance Warranty

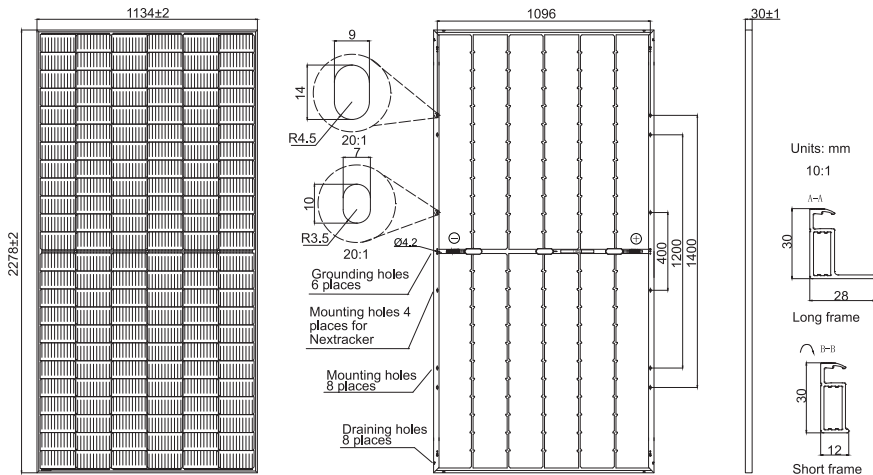
Comprehensive Certificates

- IEC 61215, IEC 61730
- ISO 9001: 2015 Quality management systems
- ISO 14001: 2015 Environmental management systems
- ISO 45001: 2018 Occupational health and safety management systems
- IEC 62941: 2019 Terrestrial photovoltaic (PV) modules - Quality system for PV module manufacturing



MECHANICAL DIAGRAMS

SPECIFICATIONS



Remark: customized frame color and cable length available upon request

Cell	Mono
Weight	31.2kg
Dimensions	2278±2mm×1134±2mm×30±1mm
Cable Cross Section Size	4mm ² (IEC), 12 AWG(UL)
No. of cells	144(6×24)
Junction Box	IP68, 3 diodes
Connector	MC4-EVO2/ QC 4.10-351
Cable Length (Including Connector)	Portrait:200mm(+)/300mm(-); Landscape:1300mm(+)/1300mm(-)
Front Glass/Back Glass	2.0mm/2.0mm
Packaging Configuration	36pcs/Pallet, 720pcs/40HQ Container

ELECTRICAL PARAMETERS AT STC

TYPE	JAM72D40 -555/GB	JAM72D40 -560/GB	JAM72D40 -565/GB	JAM72D40 -570/GB	JAM72D40 -575/GB	JAM72D40 -580/GB
Rated Maximum Power(Pmax) [W]	555	560	565	570	575	580
Open Circuit Voltage(Voc) [V]	50.55	50.70	50.85	51.00	51.15	51.30
Maximum Power Voltage(Vmp) [V]	42.24	42.40	42.55	42.70	42.85	43.03
Short Circuit Current(Isc) [A]	14.02	14.09	14.16	14.23	14.30	14.36
Maximum Power Current(Imp) [A]	13.14	13.21	13.28	13.35	13.42	13.48
Module Efficiency [%]	21.5	21.7	21.9	22.1	22.3	22.5
Power Tolerance	0~+5W					
Temperature Coefficient of Isc(α _{Isc})	+0.046%/°C					
Temperature Coefficient of Voc(β _{Voc})	-0.260%/°C					
Temperature Coefficient of Pmax(γ _{Pmp})	-0.300%/°C					
STC	Irradiance 1000W/m ² , cell temperature 25°C, AM1.5G					

Remark: Electrical data in this catalog do not refer to a single module and they are not part of the offer.They only serve for comparison among different module types.

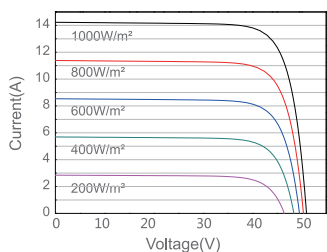
ELECTRICAL CHARACTERISTICS WITH 10% SOLAR IRRADIATION RATIO

OPERATING CONDITIONS

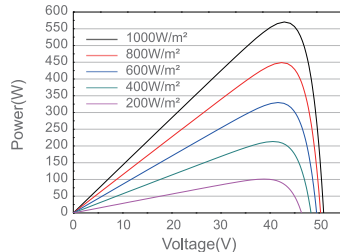
TYPE	JAM72D40 -555/GB	JAM72D40 -560/GB	JAM72D40 -565/GB	JAM72D40 -570/GB	JAM72D40 -575/GB	JAM72D40 -580/GB	Operating Conditions
Rated Max Power(Pmax) [W]	599	605	610	616	621	626	Maximum System Voltage: 1500V DC
Open Circuit Voltage(Voc) [V]	50.58	50.73	50.88	51.03	51.16	51.30	Operating Temperature: -40°C~+85°C
Max Power Voltage(Vmp) [V]	42.24	42.39	42.55	42.70	42.86	43.02	Maximum Series Fuse Rating: 30A
Short Circuit Current(Isc) [A]	15.14	15.22	15.29	15.37	15.44	15.51	Maximum Static Load,Front*: 5400Pa(112 lb/ft ²) Maximum Static Load,Back*: 2400Pa(50 lb/ft ²)
Max Power Current(Imp) [A]	14.19	14.27	14.34	14.42	14.49	14.56	NOCT: 45±2°C
Irradiation Ratio (rear/front)	10%						Bifaciality**: 80%±10%
*For NexTracker installations, Maximum Static Load, Front is 1800Pa while Maximum Static Load, Back is 1800Pa. **Bifaciality=Pmax,rear/Rated Pmax,front							Fire Performance: UL Type 29

CHARACTERISTICS

Current-Voltage Curve JAM72D40-570/GB



Power-Voltage Curve JAM72D40-570/GB



Current-Voltage Curve JAM72D40-570/GB

